

No. PDMA (SINDH)/(SITREP)/2022/2757

March 23, 2023

Period Covered: 22:00 hrs. 20-06-2022 to 22-03-2023 22:00 hrs.

DAILY SITUATION REPORT

Weather Situation Overview

Rainfall in Average (last 24 hrs.)

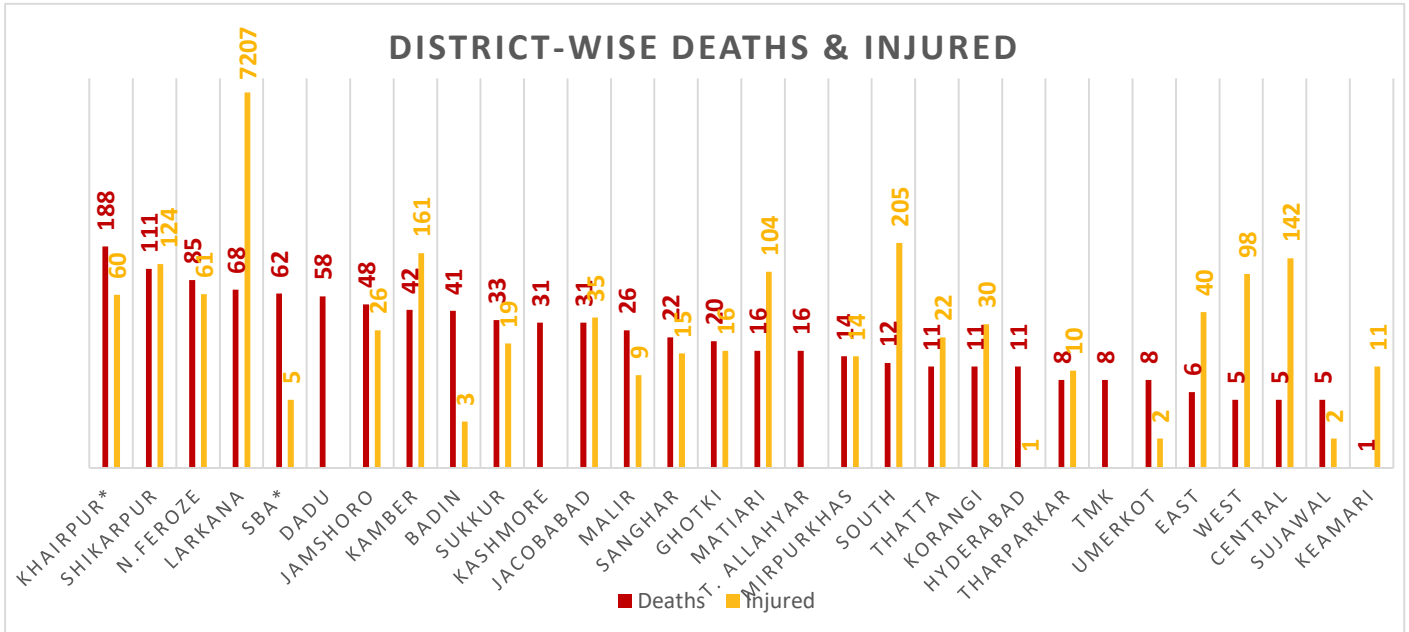


Rainfall Data Source: Concerned Deputy Commissioners

Weather Forecast

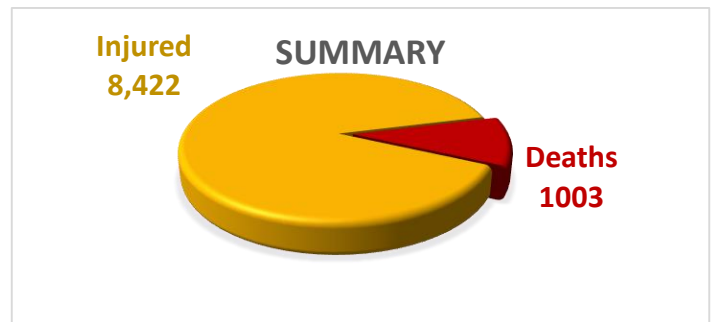
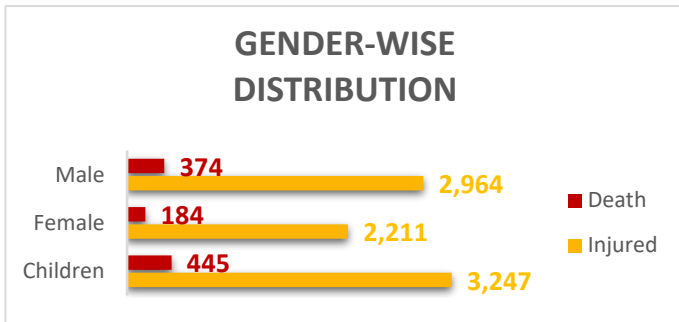
- Nothing to report (NTR)





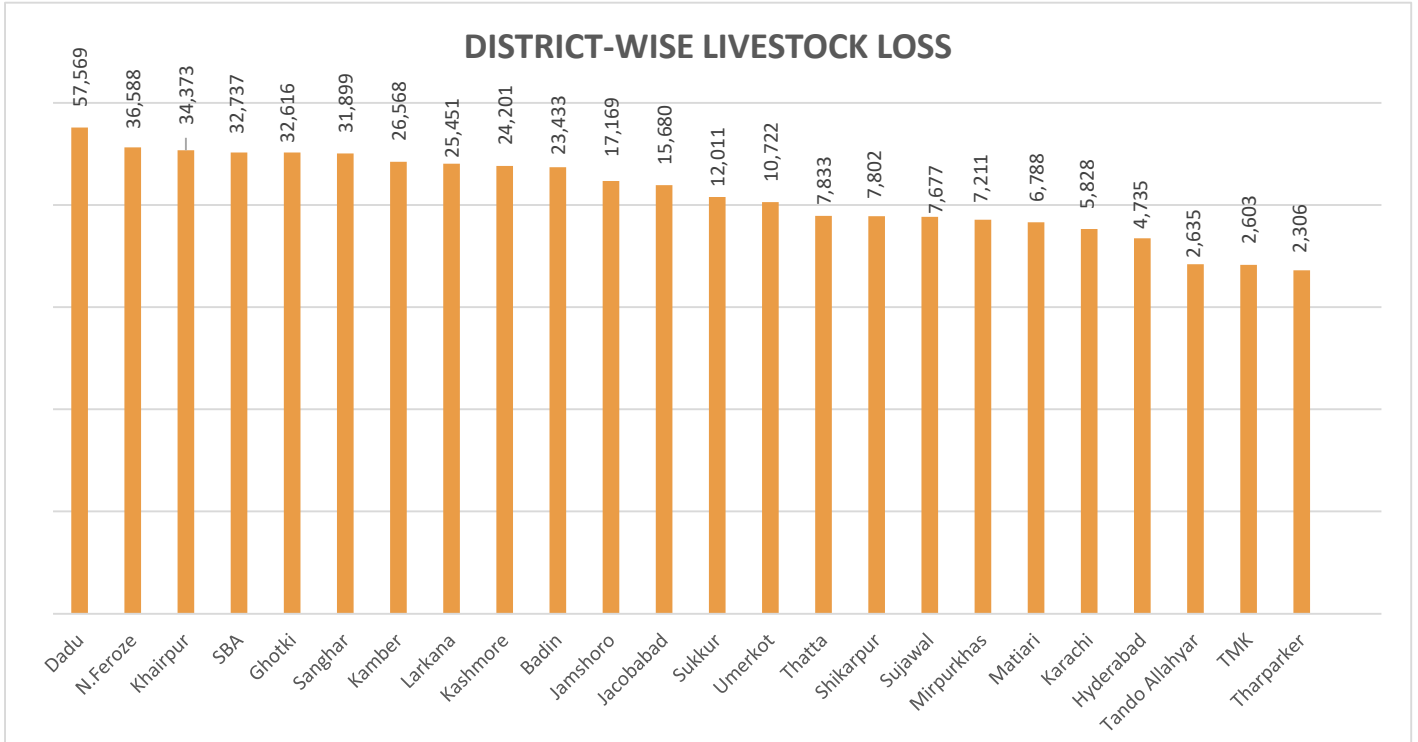
Death Data Source: Concerned Deputy Commissioners.

Injury Data Source: Directorate General Health Services, Hyderabad.



Case(s) reported during last 24 hours: (Already Included in Total)

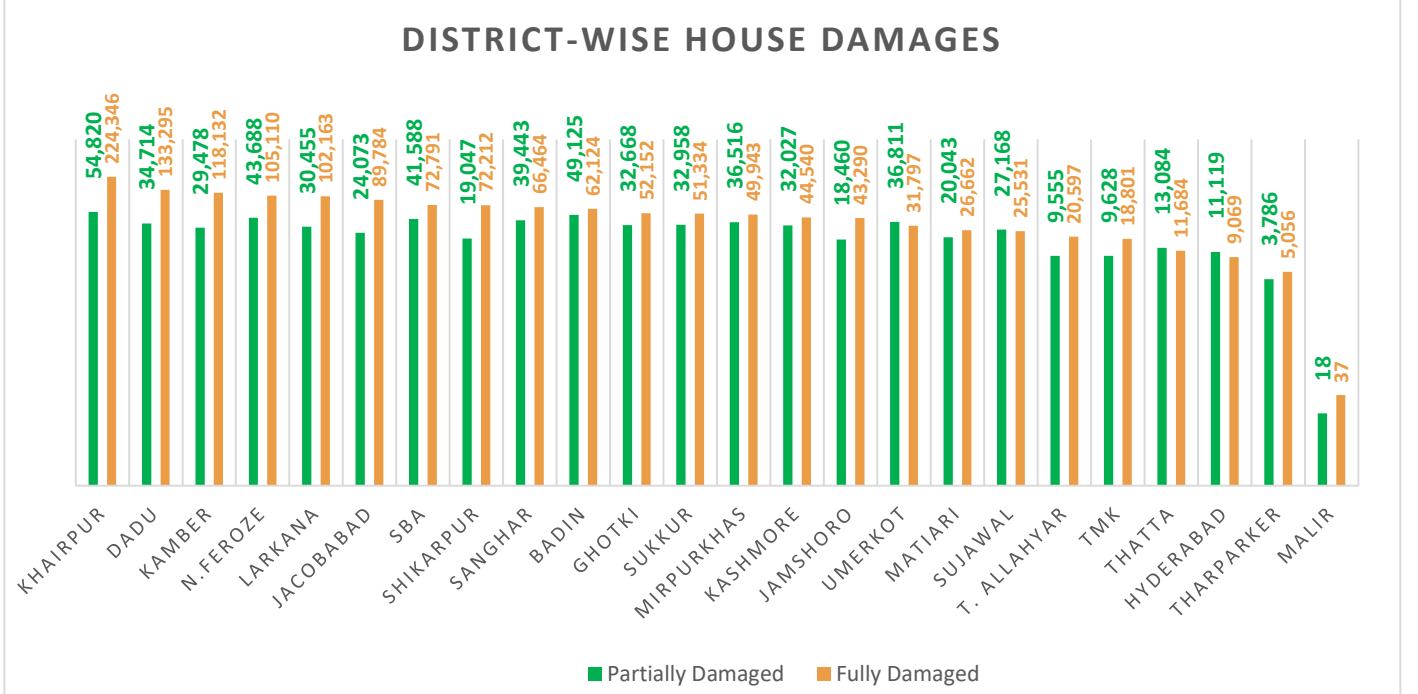
| District | Gender | Age | Date of Death | Cause of Death |
|----------|--------|------------------|---------------|----------------------|
| Khairpur | Male | 31 Years | 18-08-2022 | Due to Roof Collapse |
| | Male | 51 Years | 25-08-2022 | Due to Wall Collapse |
| | Male | 72 Years | 02-10-2022 | Due to Drowning |
| | Male | 15 Years (Minor) | 25-08-2022 | Due to Roof Collapse |
| | Female | 17 Years (Minor) | 21-08-2022 | Due to Roof Collapse |
| | Female | 06 Years (Minor) | 21-08-2022 | Due to Roof Collapse |
| | Female | 09 Years (Minor) | 27-08-2022 | Due to Roof Collapse |
| | Female | 17 Years (Minor) | 22-08-2022 | Due to Wall Collapse |
| SBA | Male | 26 Years | 24-08-2022 | Due to Roof Collapse |
| | Male | 19 Years | 25-08-2022 | Due to Roof Collapse |
| | Male | 49 Years | 06-09-2022 | Due to Wall Collapse |
| | Male | 51 Years | 20-08-2022 | Due to Wall Collapse |
| | Male | 8 Years (Minor) | 21-08-2022 | Due to Roof Collapse |
| | Male | 2 Years (Minor) | 18-08-2022 | Due to Roof Collapse |
| | Female | 26 Years | 23-08-2022 | Due to Wall Collapse |
| | Female | 18 Years | 11-08-2022 | Due to Roof Collapse |
| | Female | 36 Years | 24-08-2022 | Due to Roof Collapse |
| | Female | 28 Years | 26-09-2022 | Due to Drowning |



Total Livestock Perished: 436,435

Livestock Data Source: DG Livestock Sindh.

Summary of Infrastructure & Private Property Damage

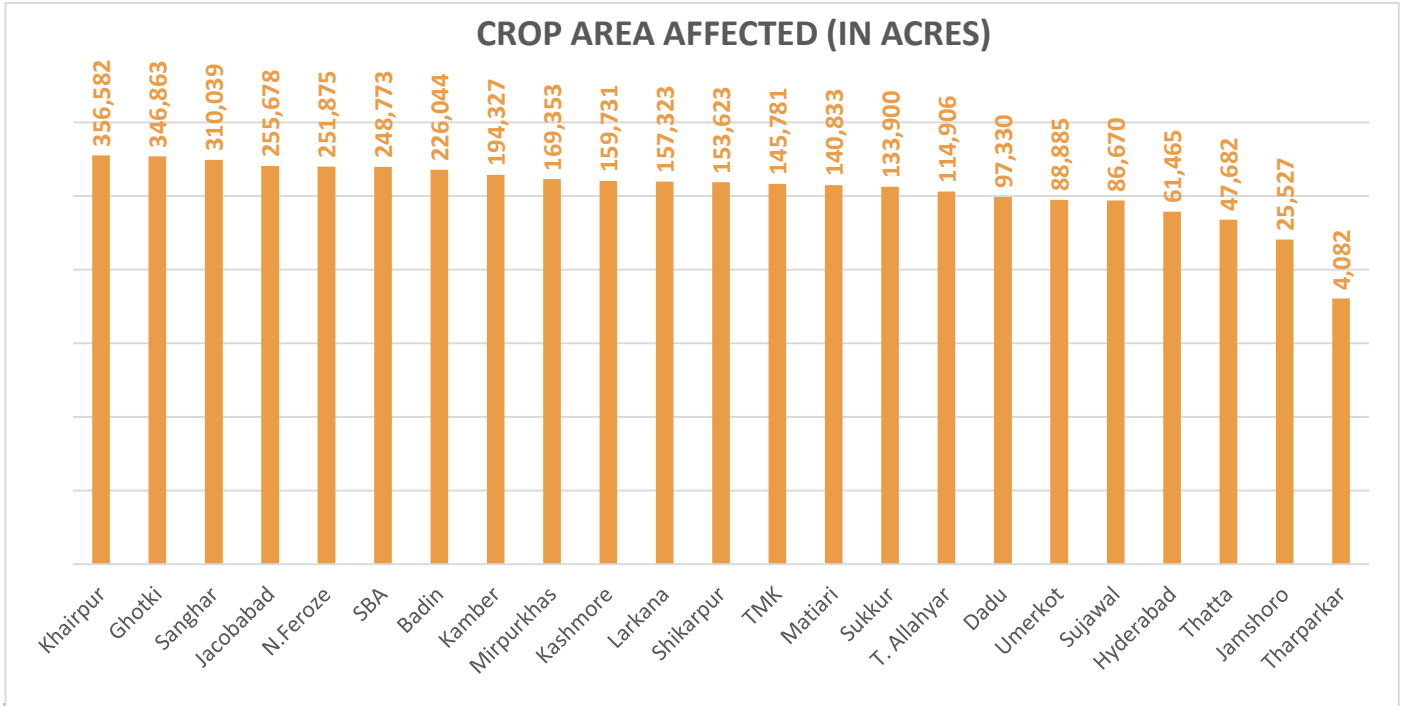


Partially Damaged – 650,272

Fully Damaged – 1,436,914

Grand Total – 2,087,186

Source: Joint Survey.



Total Crop Area Damaged: 3,777,272

Source: Relief Department Sindh

| Division | District | No. of UC's Affected | No. of Roads | Road (km) | Bridge | Culverts | Causeways (Rft) | Shop | Hotel | Masjid |
|------------------|----------------|----------------------|--------------|-----------|----------|----------|-----------------|-----------|----------|----------|
| Karachi | East | - | 1 | 8 | 2 | - | 750 | - | - | - |
| | West | - | | | | | | - | - | |
| | South | 18 | | | | | | 1 | - | |
| | Central | - | | | | | | 3 | - | |
| | Malir | 14 | | | | | | 7 | - | |
| | Korangi | 2 | | | | | | - | - | |
| | Keamari | 32 | | | | | | - | - | |
| Sub Total | | 66 | 1 | 8 | 2 | - | 750 | 11 | - | - |
| Hyderabad | Hyderabad | 160 | 13 | 76 | 2 | - | - | - | - | - |
| | Jamshoro | 30 | 42 | 516 | 15 | 9 | 1,375 | - | - | - |
| | Dadu | 66 | 65 | 569 | 6 | 99 | - | - | - | - |
| | Matiari | 30 | 7 | 83 | - | - | - | - | - | - |
| | Tando Allahyar | 28 | 37 | 344 | 6 | 92 | - | - | - | - |
| | TMK | 28 | 7 | 118 | 0 | 6 | - | - | - | - |
| | Thatta | 40 | 39 | 291 | 23 | 233 | - | - | - | - |
| | Sujawal | 37 | 30 | 426 | 57 | 272 | - | - | - | - |

| Division | District | No. of UC's Affected | No. of Roads | Road (km) | Bridge | Culverts | Causeways (Rft) | Shop | Hotel | Masjid |
|--------------------|-------------------|----------------------|--------------|--------------|------------|--------------|-----------------|-----------|----------|----------|
| | Badin | 68 | 53 | 799 | 13 | 82 | 0 | 5 | 2 | 3 |
| Sub Total | | 487 | 293 | 3,221 | 122 | 793 | 1,375 | 5 | 2 | 3 |
| Sukkur | Sukkur | 67 | 20 | 181 | 1 | 25 | - | 11 | - | - |
| | Khairpur | 88 | 110 | 622 | 2 | 83 | - | 13 | - | 3 |
| | Ghotki | 66 | 24 | 252 | - | - | - | - | - | - |
| Sub Total | | 221 | 154 | 1,055 | 3 | 108 | - | 24 | - | 3 |
| SBA | SBA | 60 | 58 | 942 | 15 | 45 | - | - | - | - |
| | N.Feroze | 68 | 60 | 727 | 2 | 124 | - | - | - | - |
| | Sanghar | 73 | 52 | 296 | 10 | 119 | - | - | - | - |
| Sub Total | | 201 | 170 | 1,965 | 27 | 288 | - | - | - | - |
| Larkana | Larkana | 68 | 24 | 192 | 1 | 54 | - | - | - | - |
| | Kamber-Shahdadkot | 52 | 51 | 173 | 3 | 158 | - | - | - | - |
| | Shikarpur | 55 | 23 | 258 | - | 38 | - | - | - | - |
| | Jacobabad | 44 | 66 | 166 | - | 65 | - | - | - | - |
| | Kashmore | 41 | 24 | 289 | 1 | 14 | - | - | - | - |
| Sub Total | | 260 | 188 | 1,078 | 5 | 329 | - | - | - | - |
| Mirpurkhas | Mirpurkhas | 50 | 15 | 207 | 6 | 82 | - | - | - | - |
| | Umerkot | 42 | 21 | 332 | - | 69 | - | - | - | - |
| | Tharparker | 3 | 18 | 597 | - | 80 | - | - | - | - |
| Sub Total | | 95 | 54 | 1,136 | 6 | 231 | - | - | - | - |
| Grand Total | | 1,330 | 860 | 8,463 | 165 | 1,749 | 2,125 | 40 | 2 | 6 |

Source of UCs Affected: Relief Department Sindh

Source of Infrastructure Damage: Works & Services Department Sindh

Note: - Works & Services Department has reported that 2,548 Government buildings have been damaged.

POPULATION AFFECTED



Total Population Affected: 12,356,860

Total Households Affected: 2,366,393

Source: Concerned Deputy Commissioners.

POPULATION DISPLACED



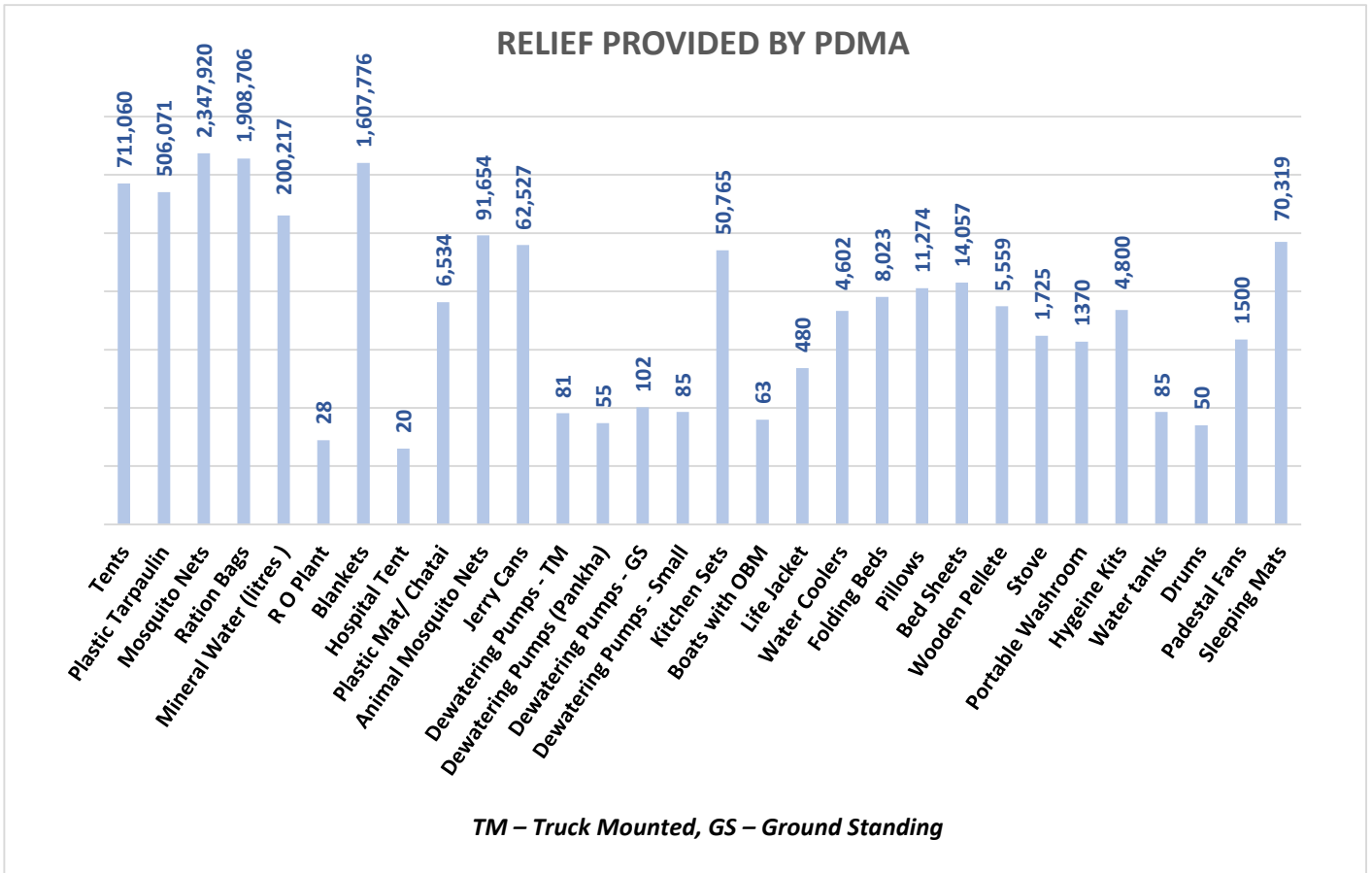
Total Number of Person Displaced: 26,203

Source: Concerned Deputy Commissioners.

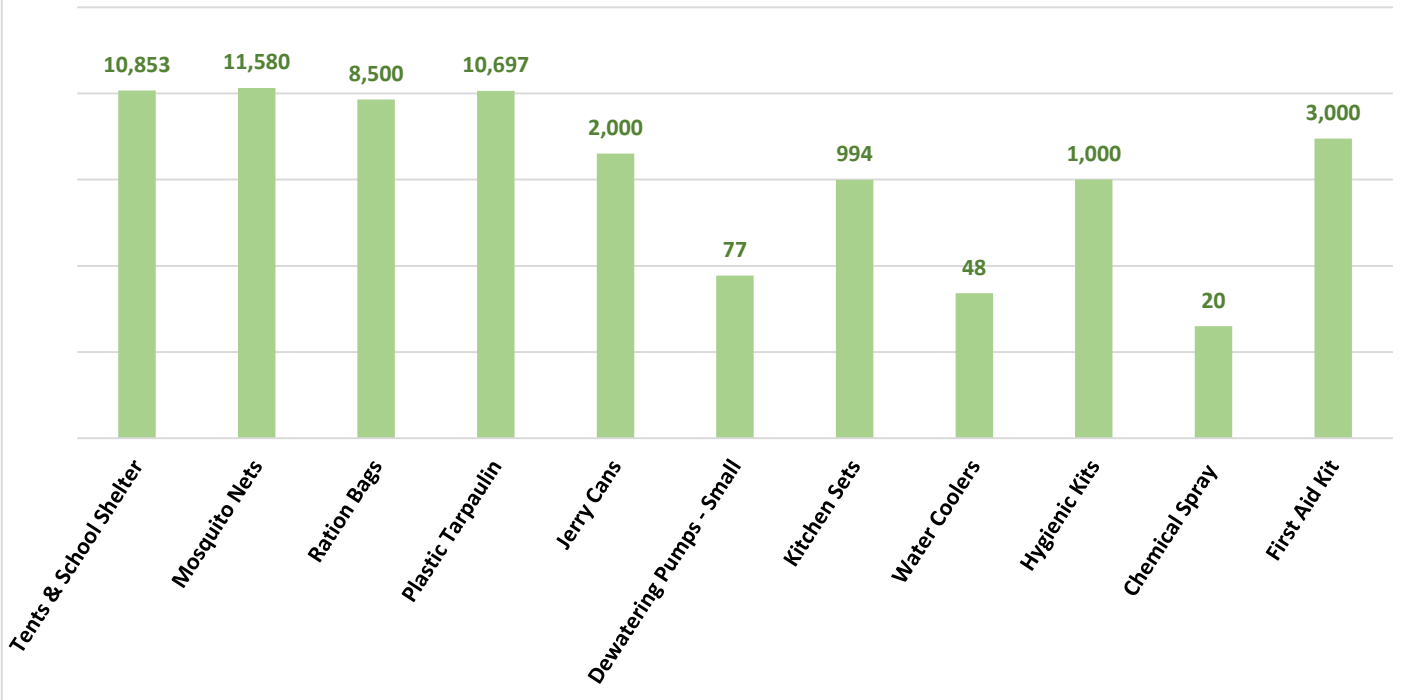
Tent Cities Established by DDMAs / Deputy Commissioners

| S# | District | Tent Cities | | | | |
|---------------------|----------|-------------------------------------|---|----------|----------|--------------|
| | | No: Tent Cities/Village Established | No of Population in Tents Cities/Villages | | | |
| | | | M | F | C | Total |
| 1 | Malir | 1 | - | - | - | 5,132 |
| Grand Total: | | 1 | - | - | - | 5,132 |

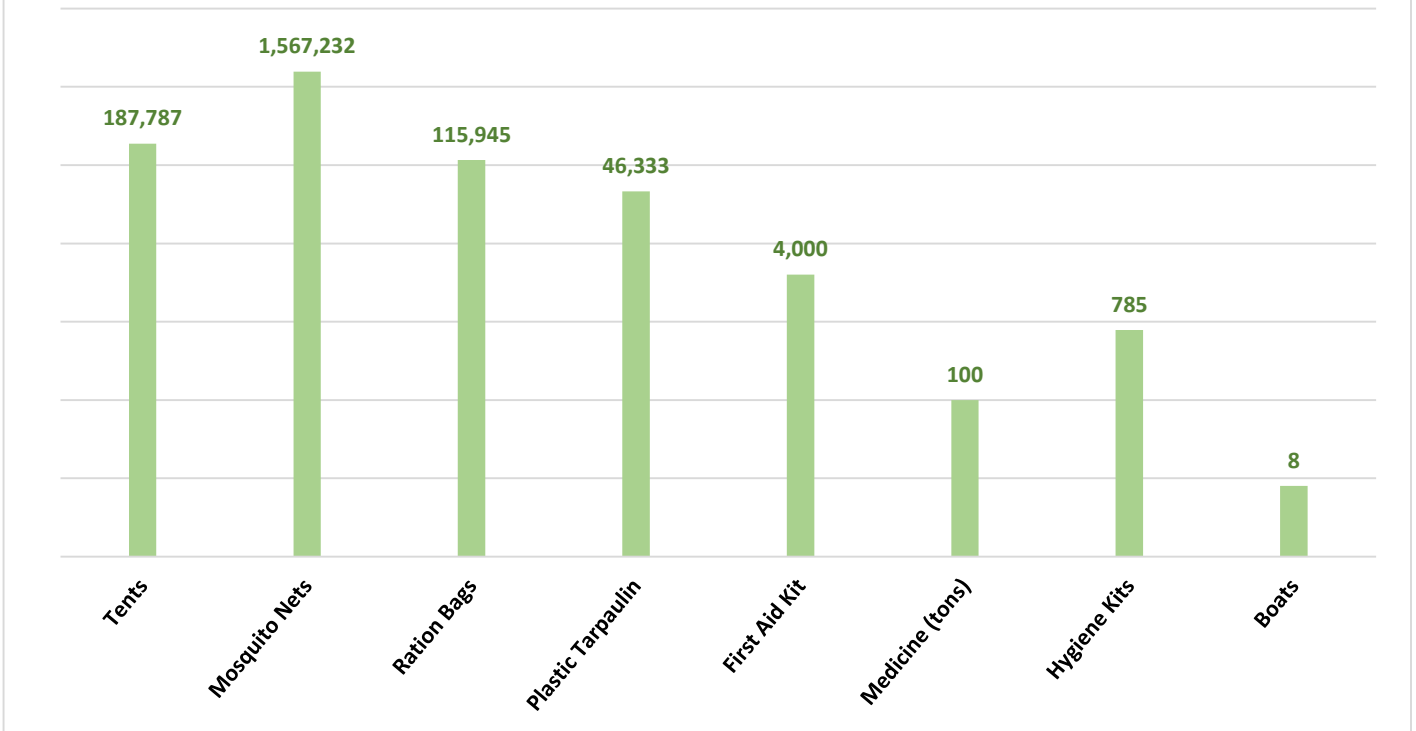
Source: Concerned Deputy Commissioners of Sindh.



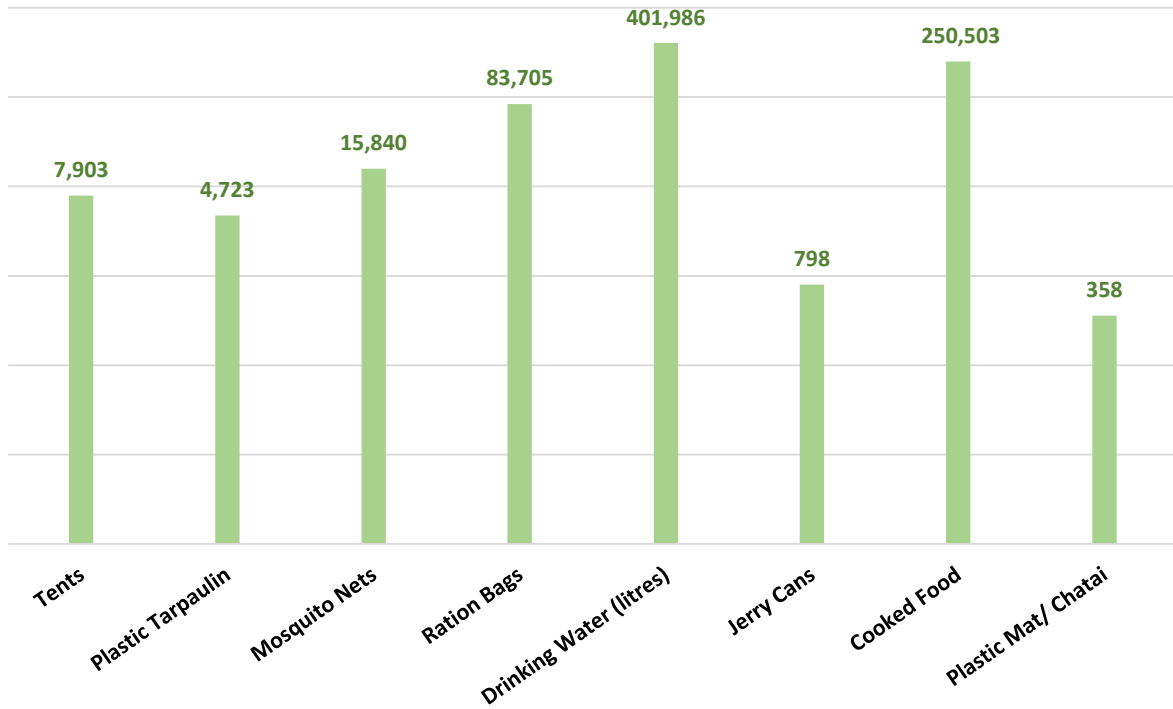
RELIEF PROVIDED BY NDMA THROUGH PDMA



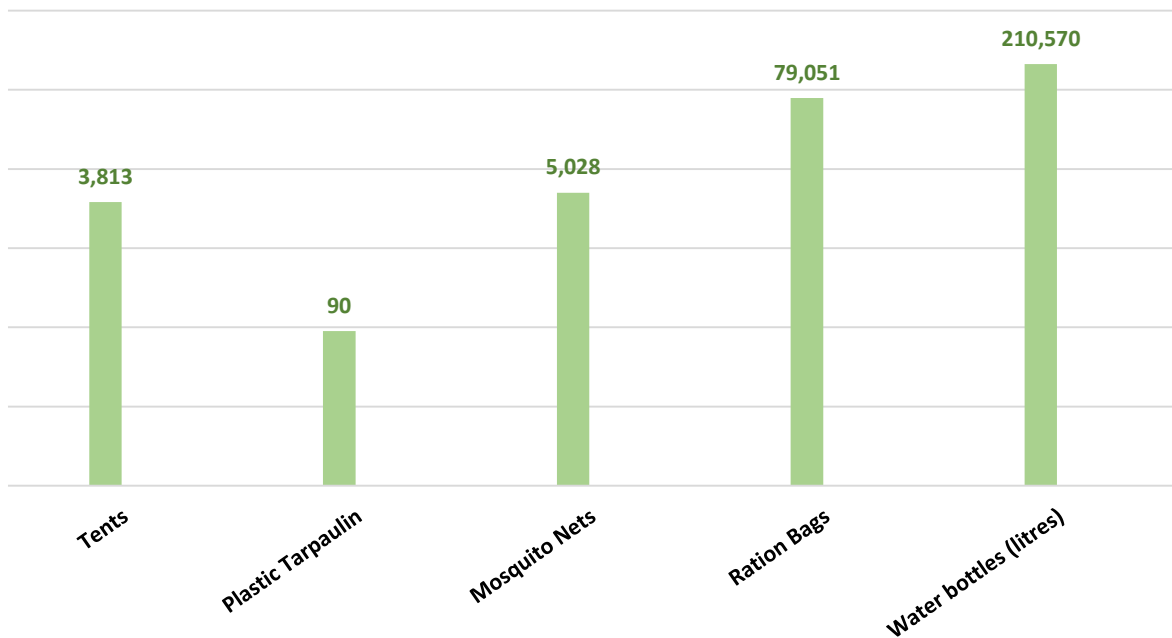
RELIEF PROVIDED BY NDMA THROUGH ARMY



RELIEF PROVIDED BY PAK NAVY



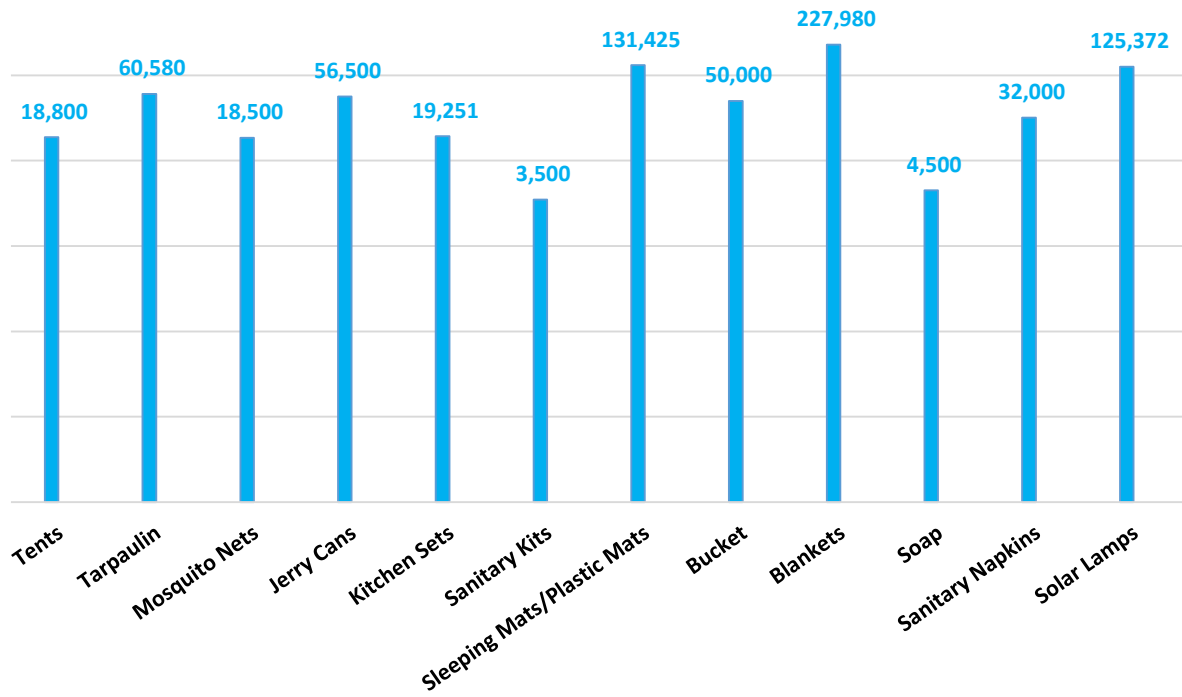
RELIEF PROVIDED BY PAK AIRFORCE



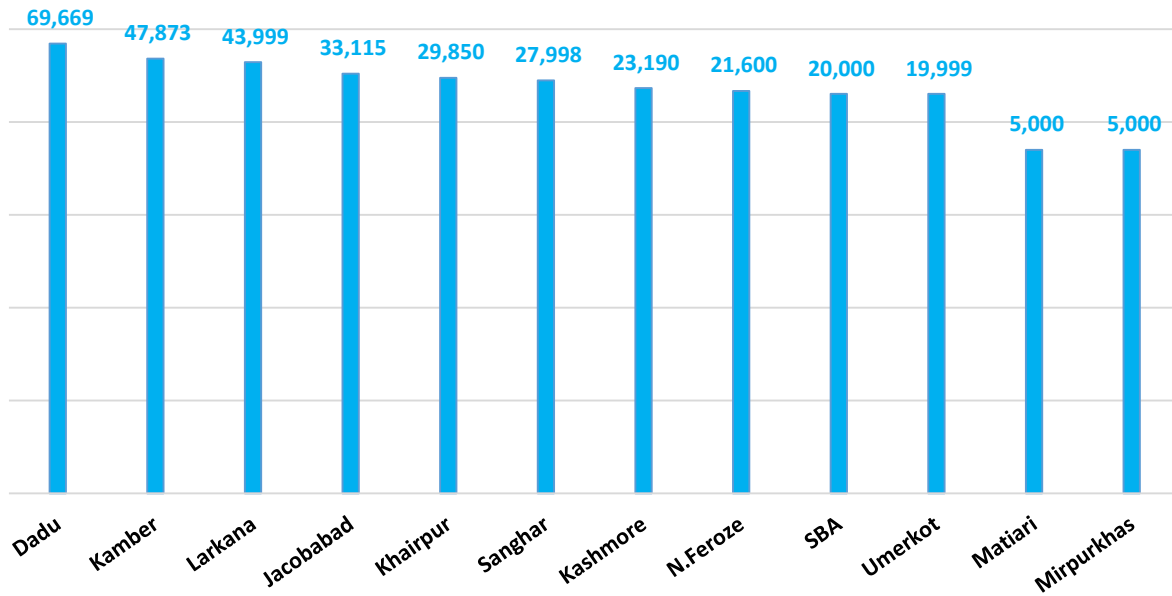
Others:

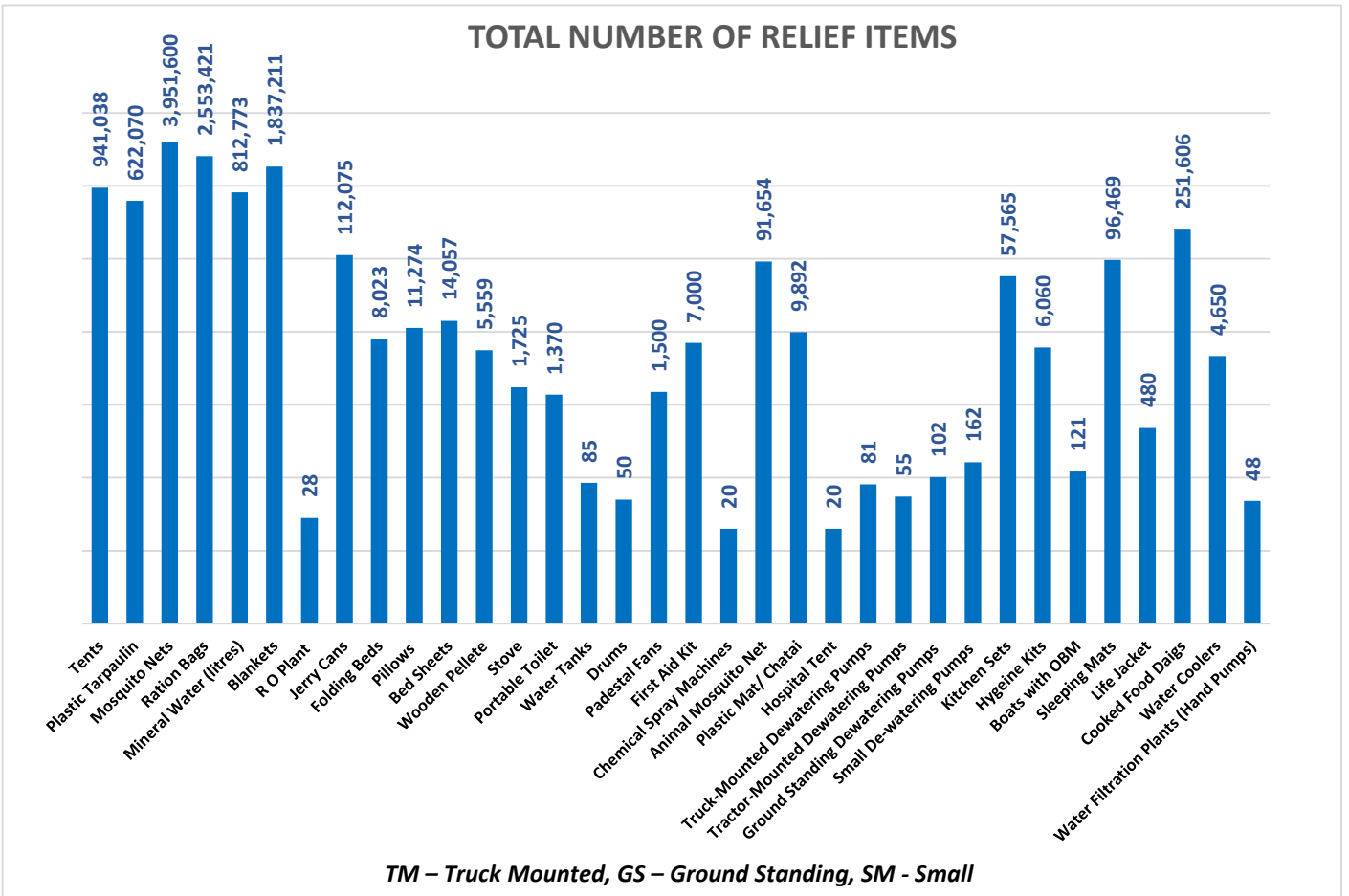
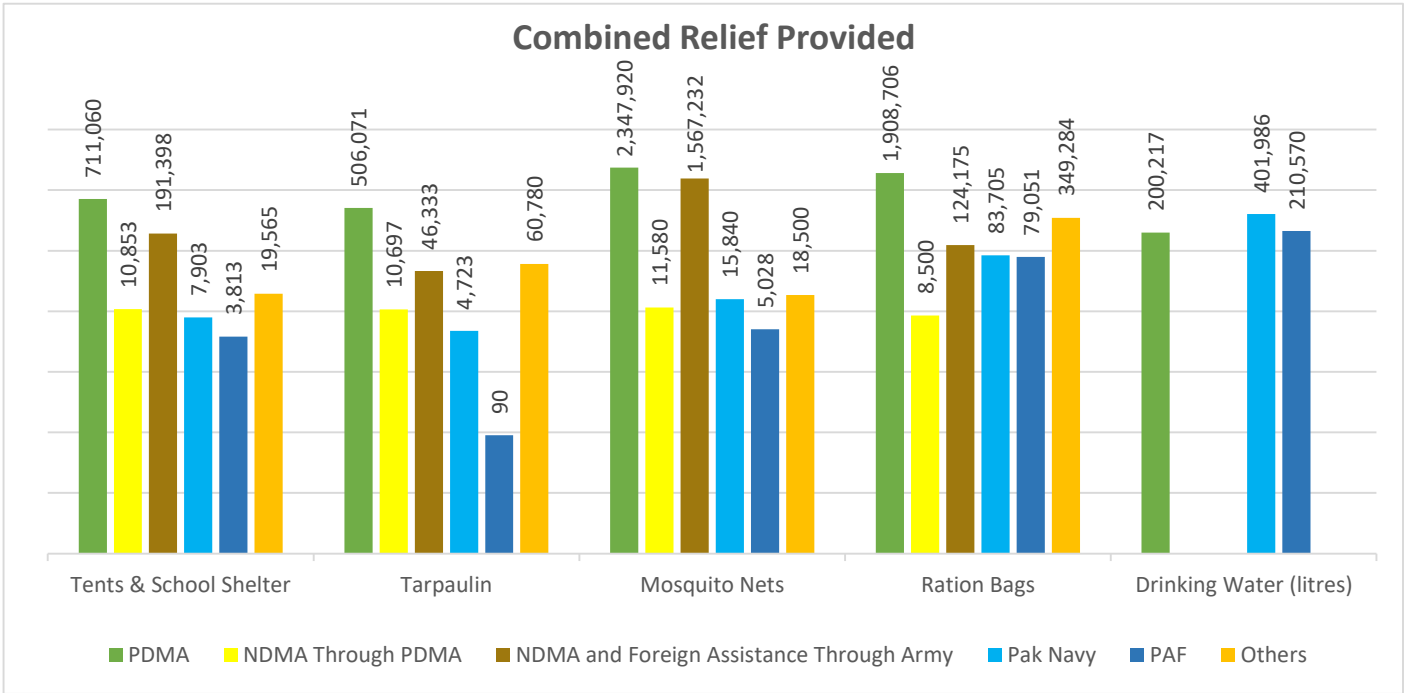
| Organization | Relief |
|--------------|----------------------------|
| FGRF(INGO) | Cooked Food (Daigs) : 1058 |

RELIEF PROVIDED BY UNHCR



RATION BAGS PROVIDED BY UN-WFP





Sd/-
**INCHARGE PEOC
PDMA SINDH**

